

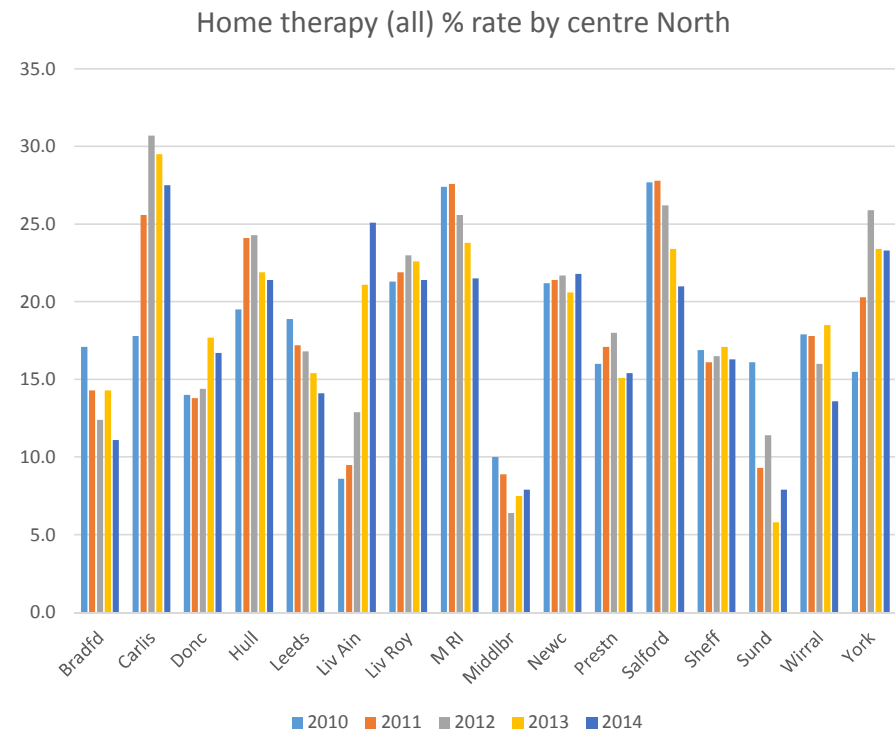
Home dialysis

Breakout session

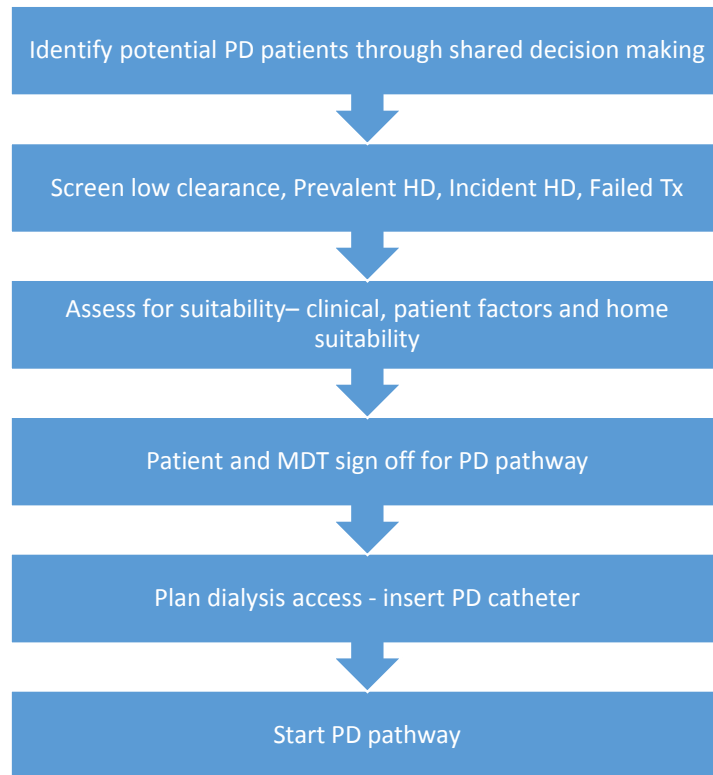
What do we want to think about?

- Consider the challenge
 - Diagnostics
 - Do we know why we are where we are?
 - What should we measure?
 - Can we identify aspects of practice to generate change?
 - What do we do well?
 - Where can we learn from?
- How do we do it?

Where are we now?



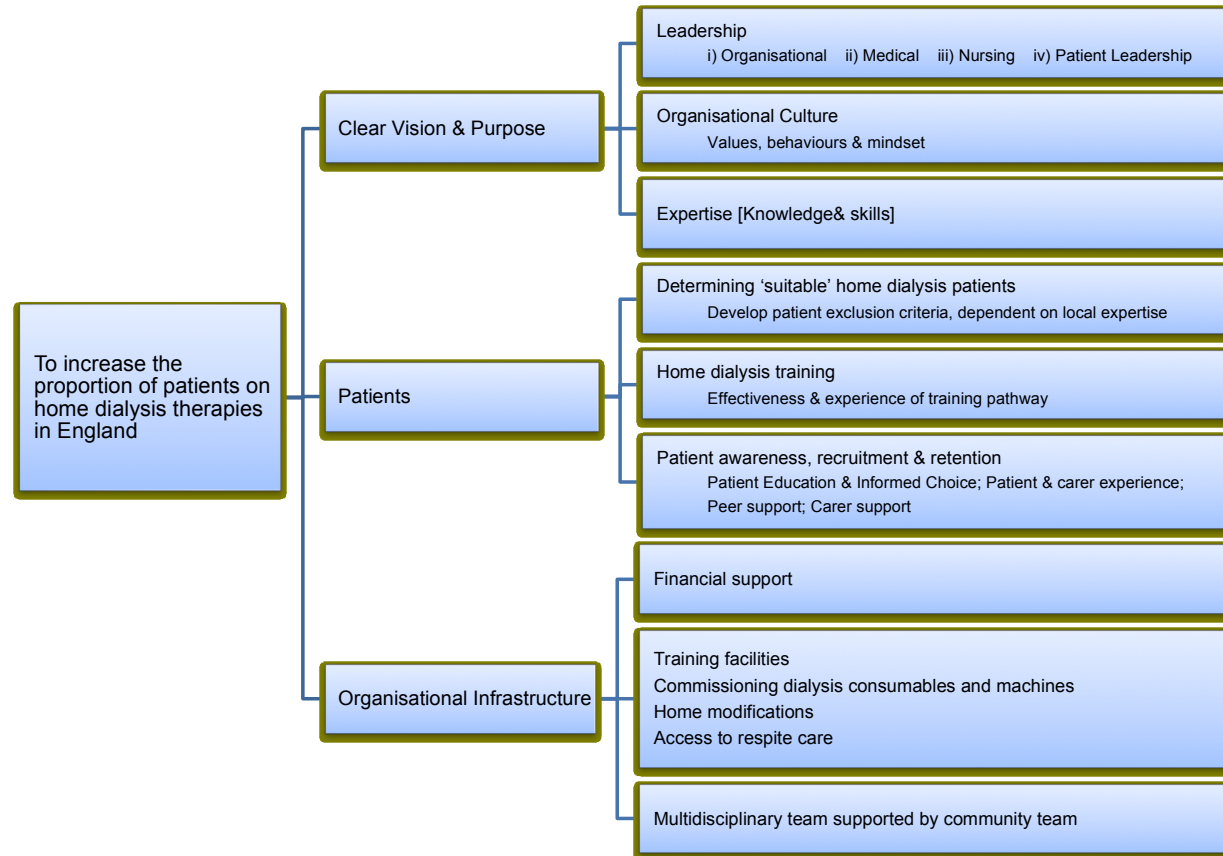
Think about patient flow



- Selection
- Initiation
- Maintenance
- Drop out

Figure 4 PD pathway adapted from Perit Dial Int. 2013 May-Jun;33(3):233-41.
doi: 10.3747/pdi.2012.00119.Peritoneal dialysis and the process of modality selection.
Blake PG, Quinn RR, Oliver MJ.

DRIVER DIAGRAM: Home Dialysis



Project structure

- ‘Co production’ – patients involved at the start and at every level
- A regional team to coordinate the work, representative of the region
- Each centre to form a project team
- Support from KQuIP
 - Project management, expertise, measurement

The project cycle

- Research and discovery
 - Consider barriers and evidence
- Consider solutions and ideas
 - Long list
 - Short list
- Test ideas
 - Test, evaluate, share
- Review and report then repeat process



Your task: think about the change model

- For each of the elements of the change model consider what you need to do, within your centre and across the region.
- Concentrate on measurement, leadership and how you will engage and spread across the region and within your service
- Metrics – process, outcomes, balancing measures