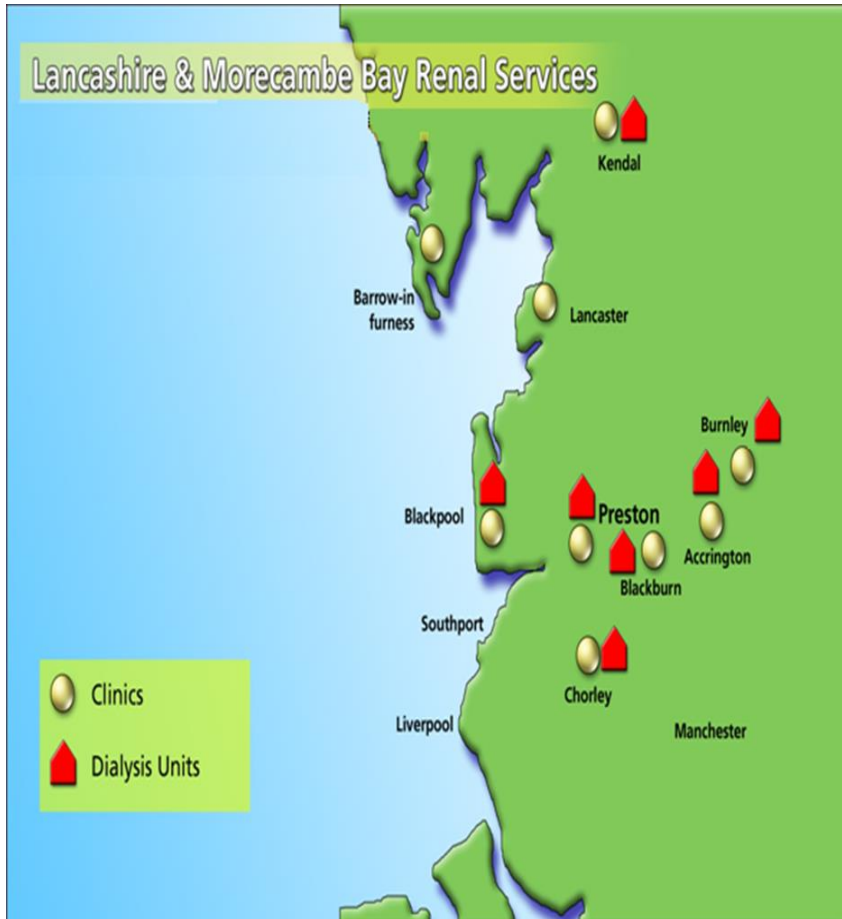


Who are we?



Catchment area of approx 1.5 m people in the Lancashire & South Cumbria region

Hub unit at Preston includes:

28 station dx unit

23 bedded ward & 3 acute dx bay

6 satellite units

Home training unit @ Chorley District Hosp

In 2018 between 550 – 570 Hdx pts/month
129 new pts required HD throughout the yr.

Vascular surgeons create AVF in 2 centres

Where are we now

- 1st vascular access renal consultant appointed Jan 17
- QI programme commenced summer 2017 at RPH
- Timeframes for simple & complex pathways
- USS & consented at surgical appt
- Venogram criteria
- Dedicated fistula formation theatre list
- Nurse Led Clinic
- MDT
- Fistula rates
- Cannulation Technique
- Surveillance

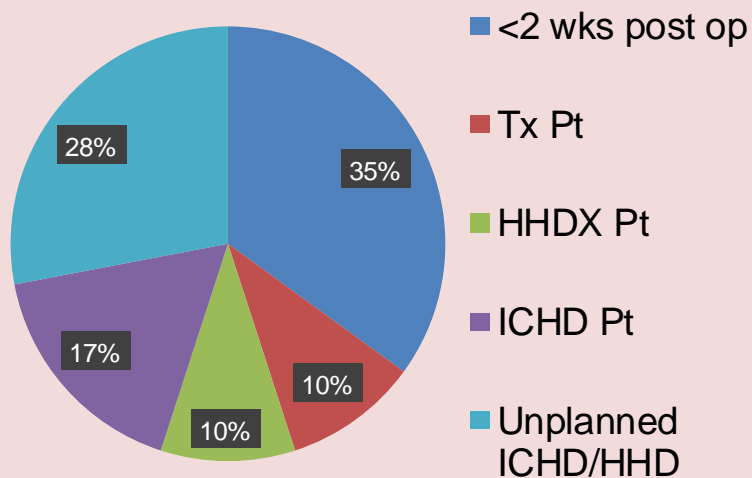
Challenges

- IT system installed 1986
- Conflicting interests of Trust with MAGIC timeframes
- Implementing MAGIC on the hub unit
- Reducing the no. of aneurysms

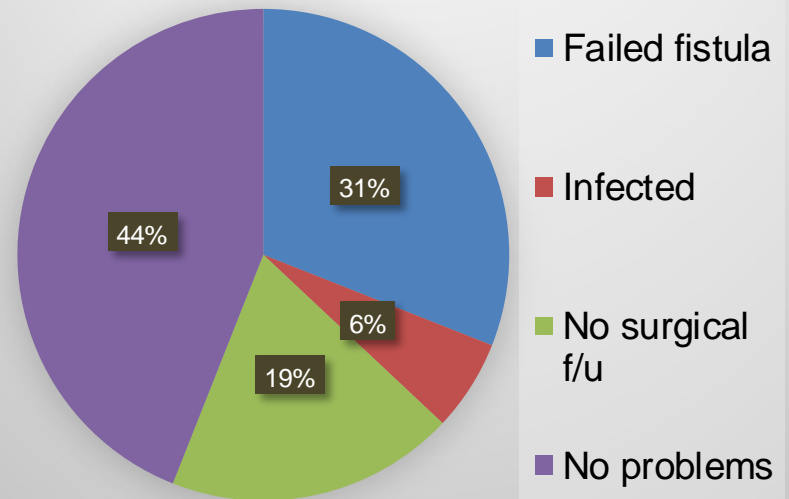
What am I proud of?

Nurse Led Clinic Data from Oct 2017- April 18

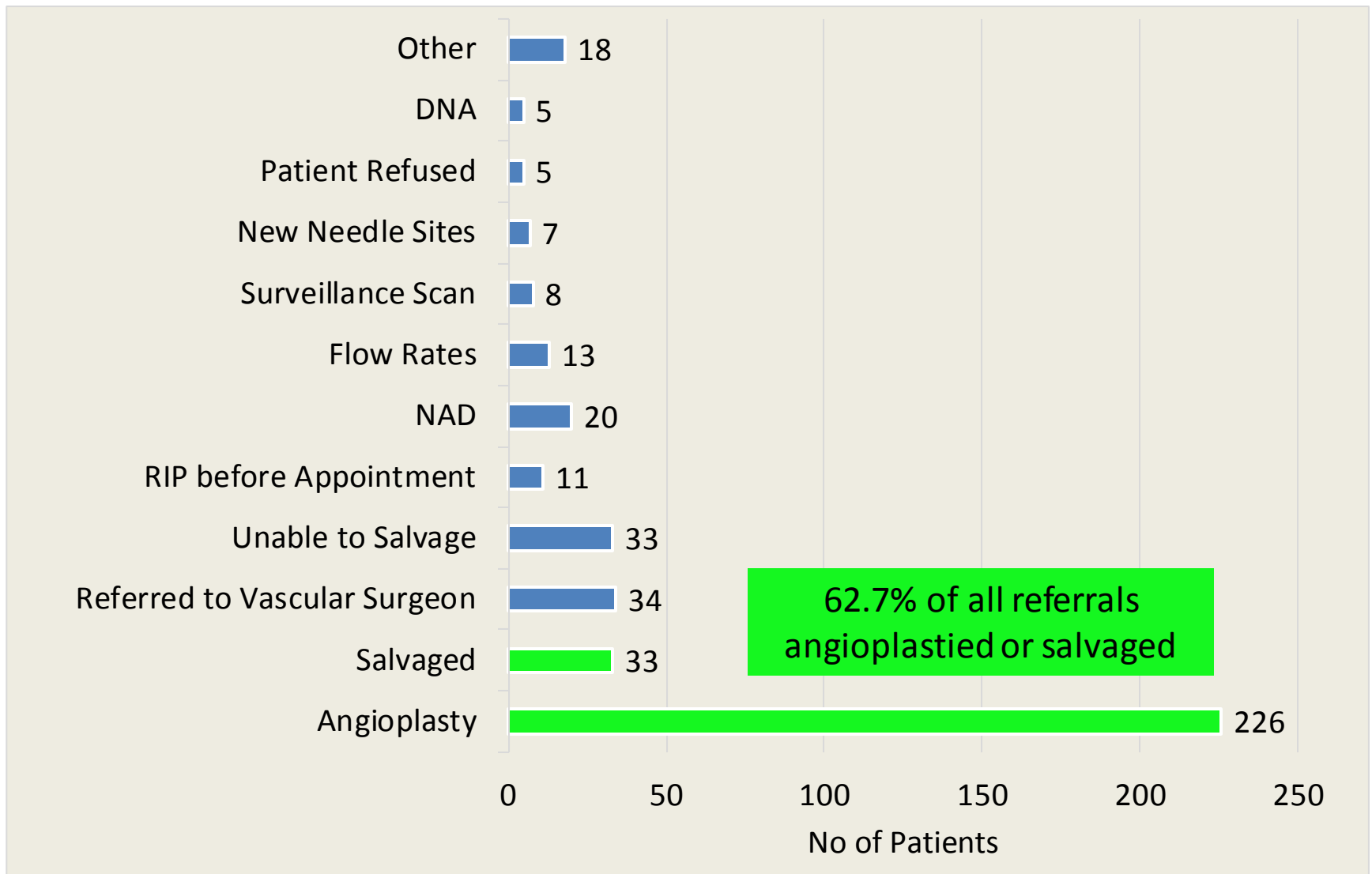
Types of Patient seen in Nurse Led Clinic (n=143)



Complications in <2 weeks Post-op Surveillance (n=85)



To Share – my referrals to IRDU from 2014 - 18



Thank You

Sp Renal Vascular Access Nurse Kathleen Pegg
Lancs Teaching Hospital NHS Foundation Trust
Royal Preston Hospital

kathleenpegg@lthtr.nhs.uk