



Love my
Rope Ladder



Love my
Rope Ladder



Love my
Rope Ladder



Love my
Rope Ladder



Love my
Rope Ladder



Love my
Rope Ladder



Love my
Rope Ladder



Love my
Rope Ladder

Love my Rope Ladder



STOP!
Don't area puncture
This is when your needles
are placed in the same area
over and over.



THINK!
Needles should be placed
0.5 - 1cm from the last
cannulation site.



CHOOSE!
The needling sites must
move up the fistula vein in
a systematic manner.



Hospital Logo

MAGIC
Managing Access by
Coordinating and Integrating Care

0 0.5 1 1.5 2 2.5 3 3.5 4 4.5 5 5.5 6 6.5 7 7.5

Love my Rope Ladder




STOP!
Don't area puncture
This is when your needles
are placed in the same
area over and over.



THINK!
Needles should be placed
0.5 - 1cm from the last
cannulation site.



CHOOSE!
The needling sites must
move up the fistula vein in
a systematic manner.



Hospital Logo

MAGIC
Managing Access by
Coordinating and Integrating Care

0 0.5 1 1.5 2 2.5 3 3.5 4 4.5 5 5.5 6 6.5 7 7.5

Love my Rope Ladder



STOP!
Don't area puncture
This is when your needles
are placed in the same area
over and over.



THINK!
Needles should be placed
0.5 - 1cm from the last
cannulation site.



CHOOSE!
The needling sites must
move up the fistula vein in
a systematic manner.



Hospital Logo

MAGIC
Managing Access by
Coordinating and Integrating Care

0 0.5 1 1.5 2 2.5 3 3.5 4 4.5 5 5.5 6 6.5 7 7.5

Love my Rope Ladder



STOP!
Don't area puncture
This is when your needles
are placed in the same
area over and over.



THINK!
Needles should be placed
0.5 - 1cm from the last
cannulation site.



CHOOSE!
The needling sites must
move up the fistula vein in
a systematic manner.



Hospital Logo

MAGIC
Managing Access by
Coordinating and Integrating Care

0 0.5 1 1.5 2 2.5 3 3.5 4 4.5 5 5.5 6 6.5 7 7.5

Love my Rope Ladder




STOP!
Don't area puncture
This is when your needles
are placed in the same area
over and over.



THINK!
Needles should be placed
0.5 - 1cm from the last
cannulation site.



CHOOSE!
The needling sites must
move up the fistula vein in
a systematic manner.



Hospital Logo

MAGIC
Managing Access by
Coordinating and Integrating Care

0 0.5 1 1.5 2 2.5 3 3.5 4 4.5 5 5.5 6 6.5 7 7.5

Love my Rope Ladder




STOP!
Don't area puncture
This is when your needles
are placed in the same
area over and over.



THINK!
Needles should be placed
0.5 - 1cm from the last
cannulation site.



CHOOSE!
The needling sites must
move up the fistula vein in
a systematic manner.



Hospital Logo

MAGIC
Managing Access by
Coordinating and Integrating Care

0 0.5 1 1.5 2 2.5 3 3.5 4 4.5 5 5.5 6 6.5 7 7.5

Love my Rope Ladder




STOP!
Don't area puncture
This is when your needles
are placed in the same area
over and over.



THINK!
Needles should be placed
0.5 - 1cm from the last
cannulation site.



CHOOSE!
The needling sites must
move up the fistula vein in
a systematic manner.



Hospital Logo

MAGIC
Managing Access by
Coordinating and Integrating Care

0 0.5 1 1.5 2 2.5 3 3.5 4 4.5 5 5.5 6 6.5 7 7.5

Love my Rope Ladder




STOP!
Don't area puncture
This is when your needles
are placed in the same
area over and over.



THINK!
Needles should be placed
0.5 - 1cm from the last
cannulation site.



CHOOSE!
The needling sites must
move up the fistula vein in
a systematic manner.



Hospital Logo

MAGIC
Managing Access by
Coordinating and Integrating Care

0 0.5 1 1.5 2 2.5 3 3.5 4 4.5 5 5.5 6 6.5 7 7.5